

# DOCK SEALS AND SHELTERS



**NOVA**  **SEAL**

By **NOVA TECHNOLOGY INT'L, LLC**  
N90 W14507 Commerce Dr. • Menomonee Falls WI 53051  
262 / 502-1591 • 800-236-7325 • Fax 262 / 502-1511  
[www.novalocks.com](http://www.novalocks.com)



**by Nova Technology**

# Quality-Built to Last.



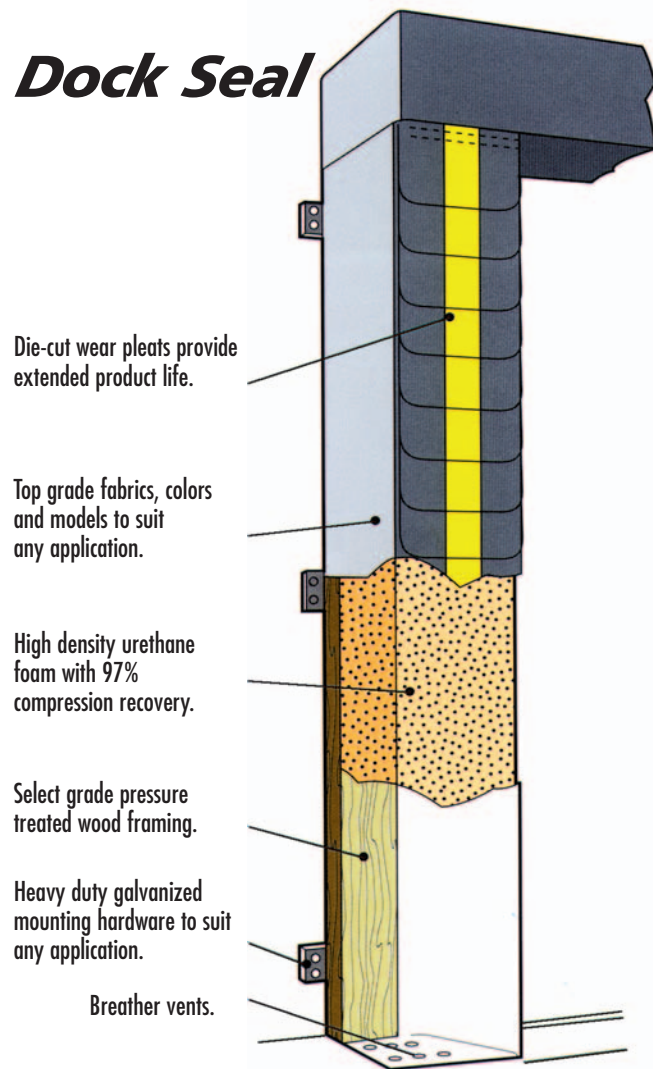
**Superior design**, select grade fabrics and components, and advanced production techniques make NOVA SEAL dock seals and shelters the industry bench mark for producing top quality products designed to provide the longest service life.

Each product is quality crafted by skilled technicians with state-of-the-art production methods. Strict selection criteria in purchasing components, combined with stringent quality control procedures guarantee that customers receive the best product available in the industry today.

**NOVA SEAL** has taken quality standards one step further by researching, designing, and producing MAX-60™. This exceptional fabric provides the best abrasion resistance, tear strength and service life of comparable fabrics at a more competitive price.

NOVA employees operate with a customer satisfaction attitude. They are specialists in custom-designing NOVA products to fit any application. Their goals go beyond quality assurance to include on-time delivery and follow-up customer service. They work together to insure that NOVA products are **Quality-Built to Last!**

## Dock Seal



Die-cut wear pleats provide extended product life.

Top grade fabrics, colors and models to suit any application.

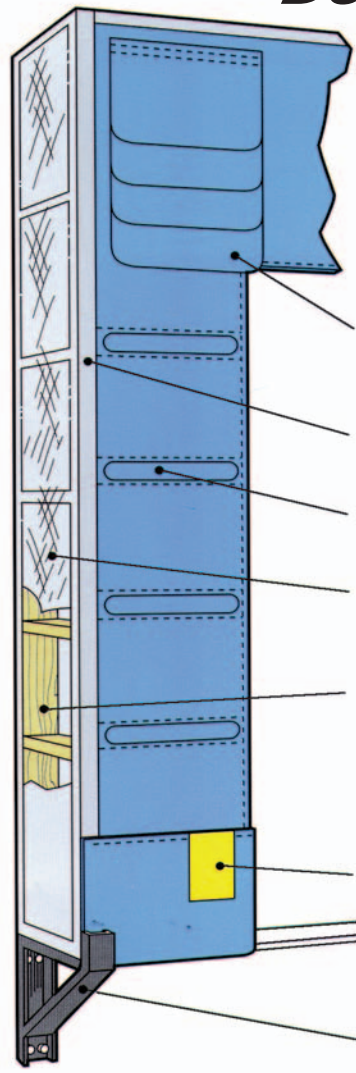
High density urethane foam with 97% compression recovery.

Select grade pressure treated wood framing.

Heavy duty galvanized mounting hardware to suit any application.

Breather vents.

## Dock Shelter



Standard wear pleats provides extra protection against abrasion.

Aluminum trim angle with hex head bolts.

Flexible fiberglass stays maintain positive pressure against truck sides.

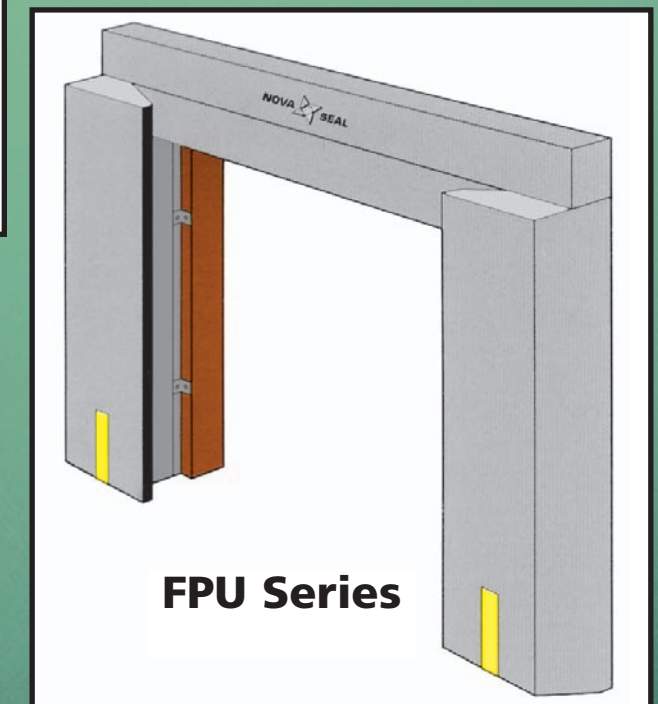
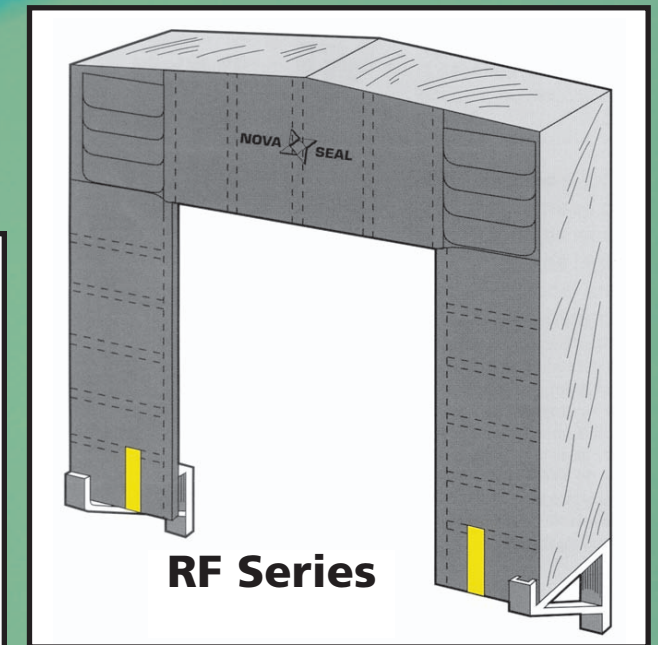
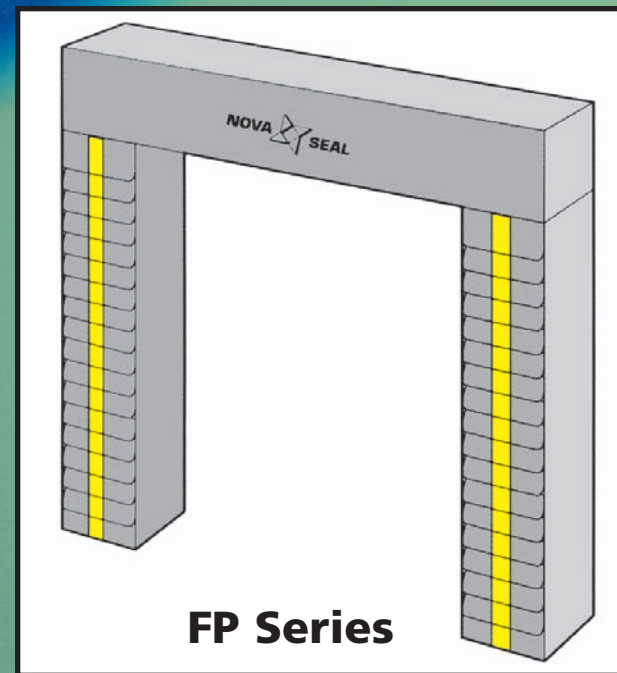
Translucent side panels allow light to pass through.

Select grade pressure treated wood framing.

Reinforced wear panel provides extra protection from wear.

Heavy duty steel channel bumpers protect shelters from backing trucks.

# The complete line of quality dock seals and shelters.



By NOVA TECHNOLOGY INC.  
 N90 W14507 COMMERCE DRIVE  
 MENOMONEE FALLS, WI 53051  
 800-236-7325 • Fax 262 / 502-1511  
[www.novalocks.com](http://www.novalocks.com)

# FP Series • Dock Seals

## FP SERIES

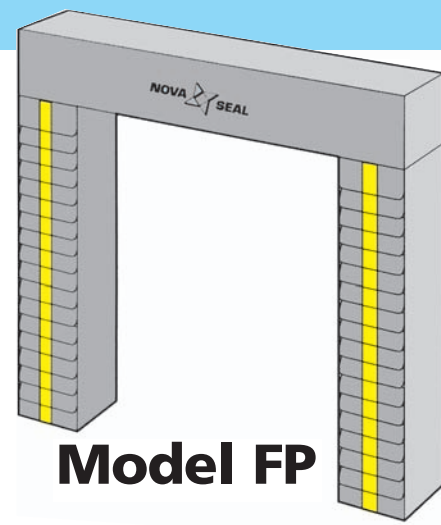
- Provides a superior seal – economical.
- Utilized in high traffic areas – rugged construction.
- High density polyurethane foam, pressure treated wood frame.
- Cover material and wear pleats – top quality, high tear and abrasion resistant fabrics.

Foam dock seals shall be FP Series, Model FP as manufactured by NOVA SEAL, Menomonee Falls, Wisconsin.

Dock seals to consist of 3 foam pads bonded to treated lumber.

<b>BASE FABRIC TO BE:</b>	•VINYL •HYPALON •MAX 60
<b>FACE FABRIC (Multiple Layers) TO BE:</b>	•VINYL •HYPALON •MAX 60
<b>SIDE PAD WEAR TO BE:</b>	•WP4 (4" exp.) •WP8 (8" exp.) •WP16 (16" exp.) •WF (Wear Face)
<b>HEAD PAD WEAR TO BE:</b>	•WP4 •WP8 •WP16 •WF

Dock seal colors to be: \_\_\_\_\_ base, \_\_\_\_\_ face.  
Fabric weights and colors as selected from manufacturer's standards.



## FPH SERIES

- Hood style head curtain replaces foam head pad.
- Accommodates wide variety of trailer heights.
- Accommodates higher doors.
- Cover material and wear pleats-top quality, high tear and abrasion resistant fabrics.

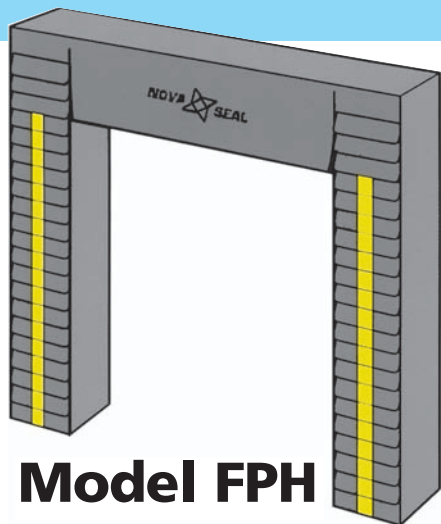
Foam dock seals shall be FPH Series as manufactured by NOVA SEAL, Menomonee Falls, Wisconsin.

Dock seals to consist of 2 vertical pads bonded to treated lumber.

Head member is fabric hood curtain.

<b>BASE FABRIC TO BE:</b>	•VINYL •HYPALON •MAX 60
<b>FACE FABRIC (Multiple Layers) TO BE:</b>	•VINYL •HYPALON •MAX 60
<b>SIDE PAD WEAR TO BE:</b>	•WP4 (4" exp.) •WP8 (8" exp.) •WP16 (16" exp.) •WF (Wear Face)
<b>HEAD PAD WEAR TO BE:</b>	•WP4 •WP8 •WP16 •WF

Dock seal colors to be: \_\_\_\_\_ base, \_\_\_\_\_ face.  
Fabric weights and colors as selected from manufacturer's standards.



## FPU SERIES

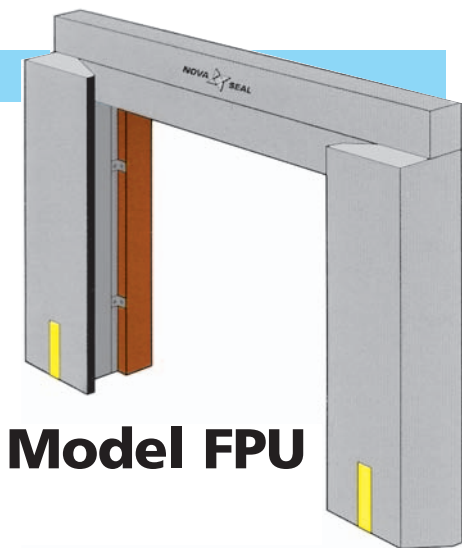
- Available with fixed head pad or fabric hood.
- Accommodates larger doors.
- Provides positive foam seal and wiping action against truck sides.

Foam dock seals shall be FPU Series as manufactured by NOVA SEAL, Menomonee Falls, Wisconsin.

Dock seals to consist of universal foam side pads and head member consisting of fixed foam pad or fabric hood.

<b>BASE FABRIC TO BE:</b>	•VINYL •HYPALON •MAX 60
<b>FACE FABRIC (Multiple Layers) TO BE:</b>	•VINYL •HYPALON •MAX 60
<b>SIDE PAD WEAR TO BE:</b>	•WP4 (4" exp.) •WP8 (8" exp.) •WP16 (16" exp.) •WF (Wear Face)
<b>HEAD PAD WEAR TO BE:</b>	•WP4 •WP8 •WP16 •WF

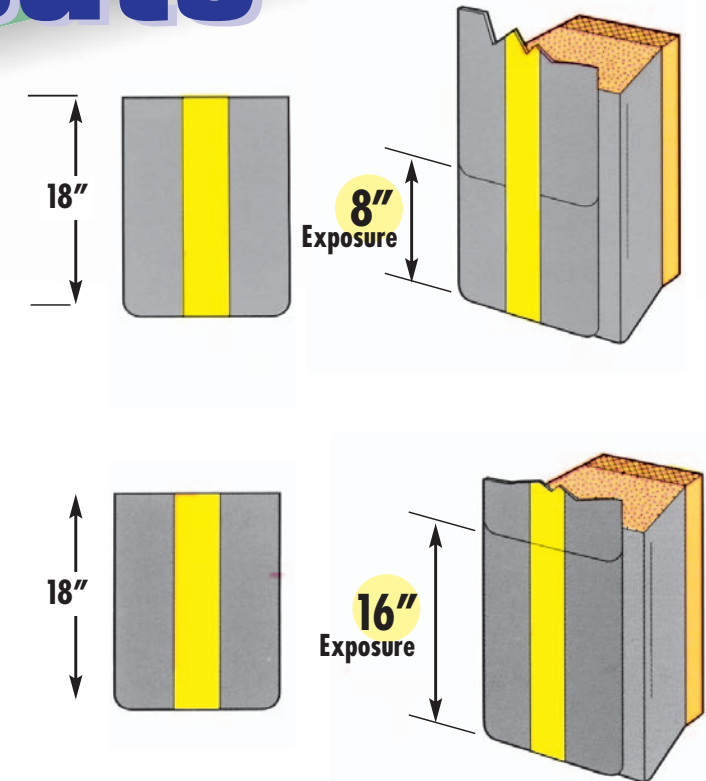
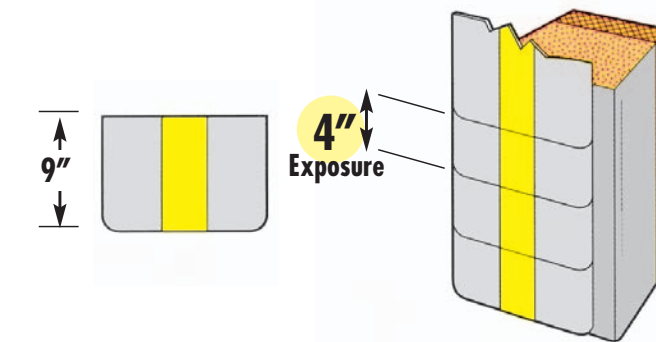
Dock seal colors to be: \_\_\_\_\_ base, \_\_\_\_\_ face.  
Fabric weights and colors as selected from manufacturer's standards.




# Wear Pleats



Three sizes of wear pleats gives added wear resistance

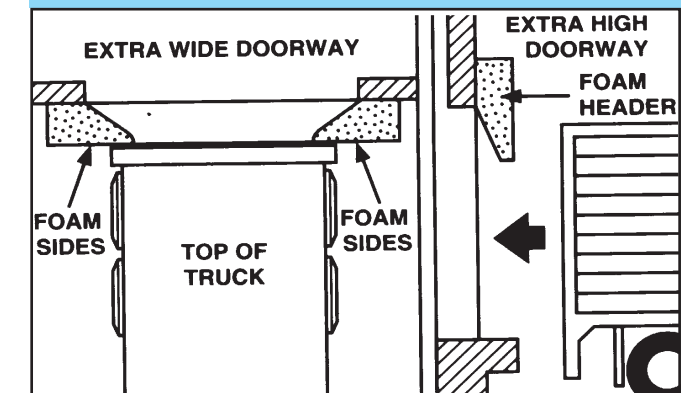


## Tapered Foam Seal



**IF AN** inclining or declining ramp is a problem, NOVA SEAL offers a solution. Sides of foam seal can be tapered to match the angle of the ramp.

## Beveled Sides or Header



**WHERE** foam seals cannot be mounted inside doorways, or door frames are too wide or high, beveled foam sides and head pad can be used to seal the gap.



# RF Series • Rigid Frame Truck Shelters



## RF SERIES

- Allow unrestricted access to trailer for loading and unloading.
- Face curtains provide positive wrap-around protection.
- Rugged construction designed for heavy traffic areas.
- Minimizes pressure on building wall.

### ARCHITECTURAL SPECIFICATIONS:

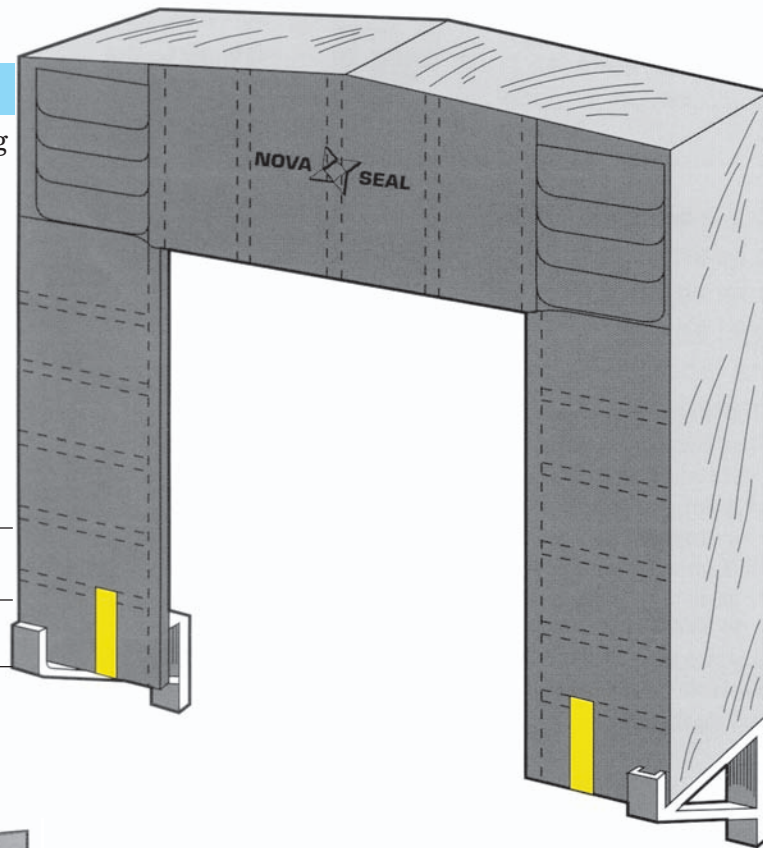
Rigid frame truck shelters shall be RF Series as manufactured by NOVA SEAL, Menomonee Falls, Wisconsin.

### FRAME TO BE TREATED LUMBER WITH:

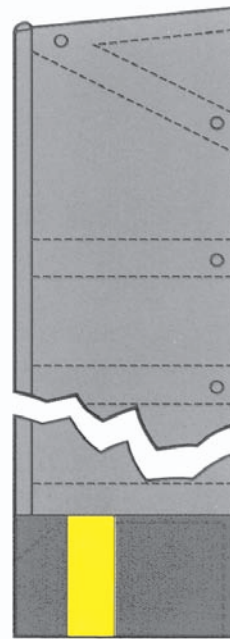
.080 thick, translucent panel.

### FACE CURTAIN FABRIC TO BE:

- VINYL
- MAX 60
- HYPALON



8" x 4" Tapered Foam Draft Pads



Bottom Reinforcing with Guide Stripe

### STEEL SUPPORT

Heavy duty 6" steel channel bumper protects and supports each side frame. Standard on RF Series shelters. Projects 3" beyond front of frame. Factory painted.

# Frames & Fabrics



SERIES	DOCK SEALS						RIGID FRAME	
	FP		FPH		FPU		RF	
<b>Application</b>	Economy Good seal		Good seal on high doors Can service wide ranges of truck heights		Full access to truck Superior seal		Full Access to truck Fit wide range of door sizes Heavy duty	
<b>Construction</b>	Resilient foam pad		Resilient foam pad. With hood instead of head pad		Resilient foam pad Wiping action on truck sides		Projecting rigid frame of wood with flexible front curtains	
<b>Standard Fabric and Colors</b>	Base	Face Reinforce	Base	Face Reinforce	Base	Face Reinforce	Base	Face Reinforce
<b>MAX-60™</b> Black	✓	✓	✓	✓	✓	✓	✓	✓
<b>16 oz. HYPALON</b> Black Brown Tan	✓✓✓		✓✓✓					
<b>40 oz. HYPALON</b> Black Brown Tan	✓✓✓	✓✓✓	✓✓✓	✓✓✓	✓✓✓	✓✓✓	✓✓✓	✓✓✓
<b>25 oz. POLYURETHANE</b> Black	✓	✓	✓	✓	✓	✓	✓	✓
<b>18 oz. VINYL</b> Black Brown Blue Tan	✓✓✓		✓✓✓					
<b>22 oz. VINYL</b> Black Brown Blue Tan	✓✓✓		✓✓✓	✓✓✓	✓✓✓		✓✓✓	
<b>40 oz. VINYL</b> Black Blue	✓✓	✓✓	✓✓	✓✓			✓✓	✓✓

Available Fabric Colors

